





Faster, more accurate, smarter weighing
performance in the toughest environments

CCW-RV Series





The latest evolution of the worlds most advanced multihead weigher



The RV range builds on the proven “best in class” performance of the previous generation of Ishida multihead weighers, using the very latest technology.

Multihead weighing is well-known to speed up the packaging process, cut labor costs and reduce product giveaway. Choosing the latest models from the world’s best-resourced, leading brand of multihead weigher is the surest route to maximizing these benefits - and gaining a new level of competitive advantage.

- **Increased speed and accuracy delivering higher yields (reduced giveaway)**

Upgraded software, improved digital filtering, refined anti-floor vibration, faster processing speeds and more precise feeder control all result in market leading performance, increasing your yield of packaged product.

- **Robust design shrugs off harsh environments, maximizing uptime**

Main body, components and seals have been redesigned for exceptional resistance to wear and to water ingress. IP69K waterproof specification and improved accessibility work together to reduce cleaning time, maximizing weigher availability.

- **Simpler, smarter control and interaction via an interface perfect for hand-held devices (including tablets)**

Optimal control and monitoring performance are provided by enhanced graphics, optional USB camera, rapid auto set-up, master presets for fast changeover, and wireless access for remote control and monitoring.

In addition, the new Ishida weighers have the strongest green credentials, with power management options and environmentally friendly materials throughout:

- Reduction in power consumption of up to 20% compared to recent models, with a choice for most models of three modes enabling up to 50% additional power saving
- Compliance with the strictest industry standards (FDA, RoHS, IP69K (waterproof machines))

These benefits and the new machine features behind them are described in the pages that follow.




CCW-RV Series:

The technology behind the benefits

Increased speed and accuracy delivering higher yields (reduced giveaway)

A number of factors combine to make the RV weigher exceptionally fast. Together, they also enhance its accuracy, further helping to reduce giveaway and improve yields of packaged product.



More efficient hopper control

In the design of the RV, our extensive applications experience has been used to produce optimum, controllable “door” acceleration and deceleration profiles, resulting in the most effective hopper opening times, with reduced product sticking.



More responsive electronics

The high performance, advanced touch panel user interface responds three times faster than the RV's predecessor, the industry-leading Ishida R series weigher. This is complemented by a proven, “application specific”, hardware based “high speed combination calculation algorithm” that delivers combinations five times faster than alternative approaches.

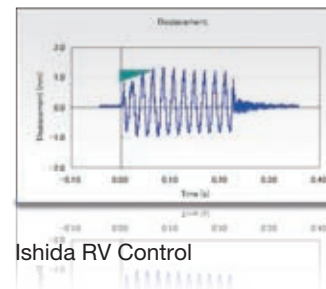
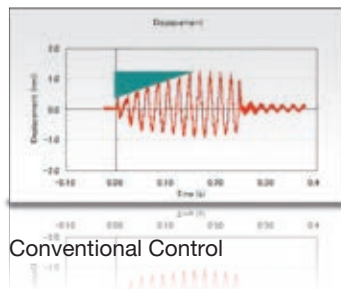
Faster filtering

Filtering of the weigh signal from the load cell speeds up stabilization. Because of the reduced settling time, more heads are available for inclusion in the combination calculation. This increases the range of weight options, improving accuracy.

More effective feeder vibration

Precise feeder drive control optimizes product distribution, enabling rapid weigh-head stabilization resulting in a faster more accurate weigher operation.

This provides better and more consistent control of pool hopper filling, helping ensure the amounts available to the weigh hoppers are within a suitably low “tolerance” range.



CCW-RV Series

Robust design stands up to harsh environments, maximizing uptime

Bacteria and debris have no place to hide in the designed-for-cleanability structure of the RV Series. All-stainless steel construction, combined with the advances outlined below, enables cleaning downtime to be kept to a minimum, helping to improve efficiency by increasing the availability of the weigher.



Tougher in the wet

With this generation, Ishida multihead weighers become more water-resistant than ever before. The IP69K rating enables hose-down of all parts, including the drive units. Newly designed fluorine diaphragms and the use of EPDM (ethylene propylene diene monomer) rubber gaskets combine with new machine component fixing patterns to achieve this.



Quicker to wash, quicker to dry

The RV is designed with a rapid cleaning regime in mind. Both the main body and feeder covers are self-draining with surface slopes of 9° and 6° respectively.

Whatever your cleaning routine, these improvements will result in additional machine uptime and faster turnaround.



Simpler, smarter control and interaction via an interface perfect for hand-held devices

Through the optional remote access feature, RV multihead weighers help you keep pace with a world of evershrinking response times and “on-the-move” access to vital information. Operators will experience a faster, more stable touchscreen interface with fresh new graphics and an excellent view of the top of the weigher via an optional new wide-angle camera. A “second” RCU is available as an alternative means of control from more than one location. Security can include fingerprint access verification.



Faster, automatic set up for new products (Auto Setting feature)

The RV machine automatically optimises weigh signal filtration, feeder vibration level and timing based on only five pieces of basic information entered by the operator. These are: product type, bulk density, target weight, upper & lower limits and desired speed.



Remote control offers greater flexibility

The ability to control the weigher from practically any desktop, portable or hand-held device (including laptops, net books and tablets) allows greater freedom for operator or engineer, who are no longer limited to a fixed location.



Improved information flow and remote control

Secure, firewalled systems can be set up to make packing line information available anywhere in the world, enabling remote control, problem-solving, efficiency checks and maintenance. Additionally, remote support from Ishida experts for more complex diagnostics can reduce specialist training requirements for operators, allowing them to focus more on in-house productivity and efficiency measures.

Reduction in power consumption of up to 20% compared to conventional models

The RV-Series offers reductions of up to 20% in power consumption compared with recent models. Shorter vibratory pulses and more efficient hopper drive cycles play a significant role.



Three power consumption modes are present in most models: full power, half power and eco (50% saving by comparison with full power). The lowest level is automatically selected whenever speed is not a priority.

Compliance with the strictest industry standards FDA, RoHS, IP69K (waterproof machines)

All materials, including those used to increase design robustness under harsh cleaning routines, are FDA-approved.



To fully meet the Restriction of Hazardous Substances Directive (RoHS) non-hazardous materials have been used for all circuit boards, parts, materials and finishes.



ISHIDA CO., LTD. www.ishida.com

44, SANNŌ-CHO, SHOGŌIN SAKYO-KU,
KYOTO 606-8392 JAPAN

Phone : 81-75-771-4141 Facsimile : 81-75-751-1634



HEAT AND CONTROL, INC. www.heatandcontrol.com

21121 CABOT BLVD. HAYWARD, CA 94545-1132 USA
info@heatandcontrol.com