


Weigh Price Labeller

Proven robust solution to
maintain line efficiencies





Weigh Price Labeller

Weigh Price Labeller

Extensive experience of labelling fresh foods enables Ishida to utilise state-of-the-art technology in ways that provide unmatched speed, accuracy, consistency and reliability.

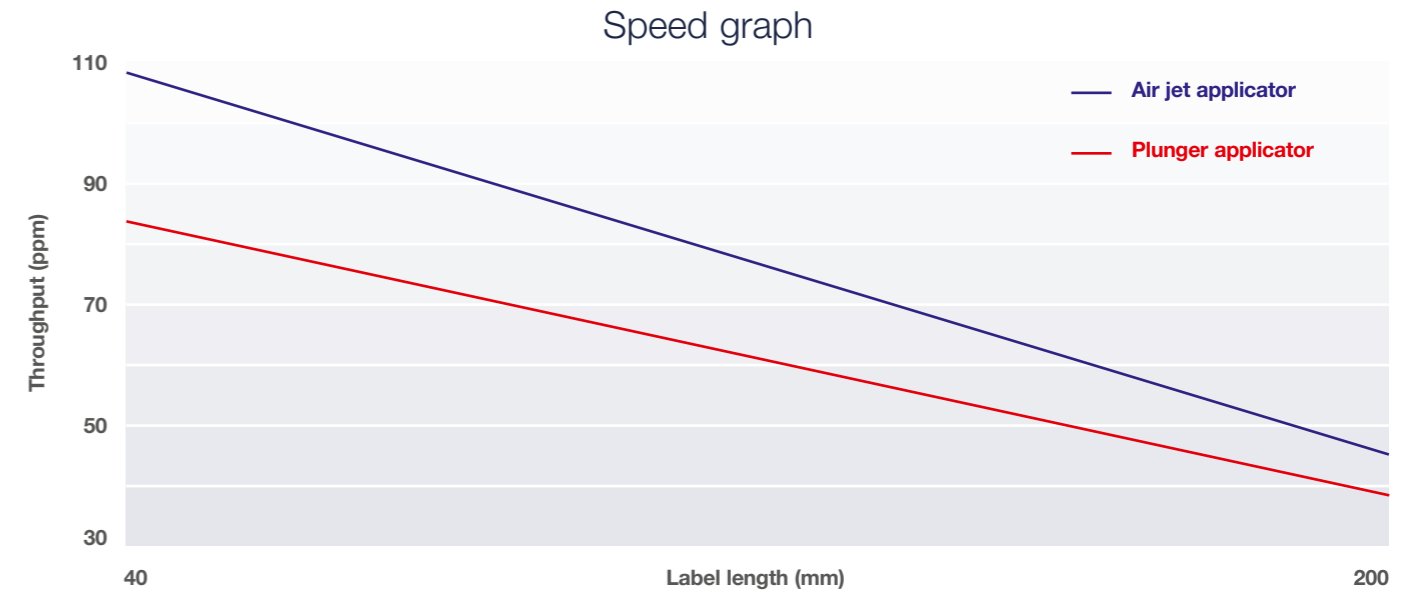
The WPL-AI weigh price labellers maximise production throughput, efficiency and flexibility, plus they also optimise label presentation. They are simple to operate and easy to clean, yet save valuable time, space and money.

Weigh Price Labeller main features:


Any combination of printer position, up to two top printers and two under printers.

- ▲ High speed operation maximises production throughput
- ▲ Accurate labelling optimises label presentation
- ▲ Minimum downtime for maximum production efficiency
- ▲ Hygienic design facilitates easy cleaning
- ▲ Minimum operating costs maximise payback

High speed operation maximises production throughput



Actual performance is dependent on pack length and other factors



Air jet applicator

At a print speed of up to 300mm/sec the WPL-AI is one of the fastest machines of its kind on the market. Make the most of high-speed printing by using the high-speed air jet applicator which is ideal for flat top products.




Plunger applicator

Independently moving flexible fingers emulate the action of the human hand for perfect label application on curved and slanting products. The plunger applicator copes equally well with products that vary in height from pack to pack.




Spacing conveyor with motorised infeed guides



Self-adjusting side belts




Multi-rank weighing



Quick-release belts




Maintenance-friendly design



Label cassettes



Automatic printer positioning



Efficient and reliable operation

Special features to suit your products

Spacing conveyor with motorised infeed guides

Products are automatically separated for optimum performance, and aligned with the self-positioning guides to enable accurate label placement.

Self-adjusting side belts

Ishida's unique infeed side belt system is unbeatable in dealing with irregularly shaped products such as joints and whole birds. The side belts adjust to the product width on the fly to ensure that every product is placed centrally on the conveyor system, resulting in consistently accurate label placement.

Multi-rank weighing

The WPL-AI's multi-rank weighing feature allows you to run a variety of products concurrently by ranking incoming products by weight or input signals (e.g. colour of tray, height of product). Each rank carries its own tare weight, ingredients text, label layout, price, catch/average-weight mode selection, printer allocation, etc. In effect, this feature gives you two or more weigh price labellers in one.

Hygienic design facilitates easy cleaning

Quick-release belts

In addition to the hygienic design, all conveyors can be easily removed, cleaned and replaced without using tools. This minimises downtime.

Maintenance-friendly design

WPL-AI has been designed with maintenance in mind. Parts that need replacement over time are easily removed and replaced. The stainless steel frame design and construction keeps corrosion at bay and permits easy access for cleaning.

Minimum downtime for maximum production efficiency

Label cassettes

Label change/replenishment is very quick thanks to Ishida's unique label cassettes. Operators can prepare all labels for the next production run in advance. Changing the cassette on the printer takes just a few seconds.

Automatic printer positioning

Product changeovers are fast and straightforward. The printers and infeed guides move automatically to match the desired label positions. No mechanical adjustments are required.

Efficient and reliable operation

The WPL-AI's special thermal head is one of the most durable available and an innovative label feeding mechanism allows for easy changeovers. This ensures consistently accurate label presentation, reduced label waste and minimum operating costs.

Weigh Price Labeller options

Additional features and options

High speed WPL-AI

The additional length of the high speed machine offers an increase in speed compared to the standard machine. A further increase in speed can be achieved by running two printers in alternate mode, each printer labelling every other product.

Remote assistance

Remote assistance enables your own specialist or Ishida support staff to access the machine's screen via your network and the Internet. Settings screens and operation logs can be accessed to assist you quickly and efficiently.

Metal detector

With the optional integrated metal detector, products are checked for metal contamination. Contaminated products are not labelled and can be rejected using the optional reject unit.

Reject unit

The optional reject unit rejects products that do not meet the weight requirements or are metal contaminated. The optional bin is available as a single or double compartment bin, allowing separation of metal-contaminated products.

End-of-line case labelling

An economical solution consisting of a touch-screen panel and a desktop label printer. Production data received from the machine is accumulated and a case label is automatically printed when the last package for the box has been produced. Corrections are made with a few taps on the touch-screen. Production data is written to a database for long-term storage.

Special applications

Full communication with factory systems - this allows seamless integration into factory systems already existing on site.

- ▲ Product ID systems are available on application.
- ▲ Multiple product run with tray colour detection.
- ▲ Multiple product run with invisible marking
- ▲ C-wrap labels and sleeve labels
- ▲ Grader and vision system integration

Software packages

CommsBridge

Supplied with WPL-AI free of charge, CommsBridge is a WPL data management application. Use it to create products and production orders and send them to the machine. Then, monitor production and generate reports of completed production runs. CommsBridge can be integrated with factory data management systems, enabling seamless and invisible integration. CommsBridge also serves as a central link for LabelDesigner and the case labelling system.

LabelDesigner

Also supplied free of charge, LabelDesigner is used for creating label layouts. See on your computer screen exactly what the labels will look like when printed by WPL-AI.

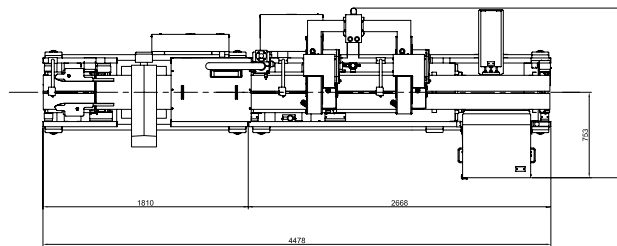
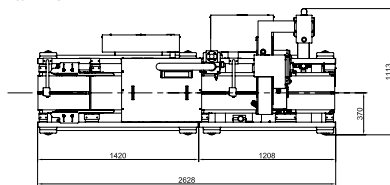
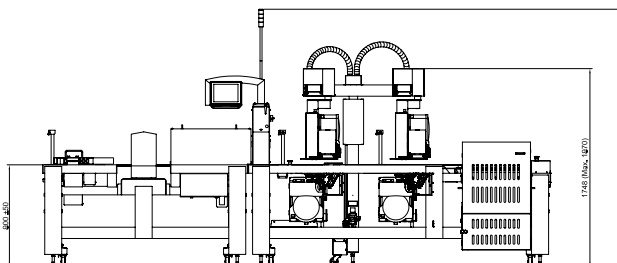
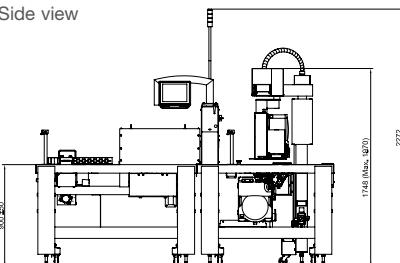
Specifications
WPL-AI

Scale Capacity	2kg	4kg	6.5kg
Machine Configuration	Product Flow: Left > Right or Right > Left		
Printer Configurations	Up to two top printers & up to two under printers		
Operation Modes	Catch Weight, Fixed Weight, Average Weight, Multi-rank Weighing		
Product/Tray Sizes	Length: 40 - 410mm / Width: 40 - 300mm / Height: 1 - 250mm		
Label Sizes (Upper Labeller)	Length: 30 - 200mm / Width: 30 - 120mm		
Label Sizes (Under Labeller)	Length: 30 - 130mm / Width: 30 - 120mm		
Print Method	Direct Thermal Printing		
Print Speed	Up to 300mm/sec		
Print Width	80mm or 110mm		

Note: Specification subject to change without notice.

All information supplied within is correct at time of publication.

Ishida Europe pursues a policy of continual improvement due to technical development. We therefore reserve the right to deviate from information, descriptions, and specifications in this publication without notice. Ishida Europe shall not be liable for errors contained herein or for incidental or consequential damages in connection with the furnishing, performance or use of this material.

Dimensions
Plan view

Side view


ISHIDA EUROPE LIMITED
Kettles Wood Drive
Woodgate Business Park
Birmingham
B32 3DB
United Kingdom
Tel: +44 (0)121 607 7700
Fax: +44 (0)121 607 7888
info@ishidaeurope.com

ISHIDA CZECH REPUBLIC
Tel: +420 220 960 422
info@ishidaeurope.cz

ISHIDA ROMANIA
Tel: +44 (0)121 607 7700
Fax: +44 (0)121 607 7888
info@ishidaeurope.ro

ISHIDA FRANCE
Tel: +33 (0)1 48 63 83 83
Fax: +33 (0)1 48 63 24 29
info@ishidaeurope.fr

ISHIDA RUSSIA AND CIS
Tel: +7 499 272 05 36
Fax: +7 499 272 05 37
info@ishidaeurope.ru

ISHIDA GERMANY
Tel: +49 (0)791 945 160
Fax: +49 (0)791 945 1699
info@ishida.de

ISHIDA SOUTH AFRICA
Tel: +27 (0)11 976 2010
Fax: +27 (0)11 976 2012
info@ishidaeurope.com

ISHIDA MIDDLE EAST
Tel: +971 (0)4 299 1933
Fax: +971 (0)4 299 1955
ishida@ishida.ae

ISHIDA SWEDEN
Tel: +46 (0)31 871 320
info@ishidaeurope.se

ISHIDA NETHERLANDS
Tel: +31 (0)499 39 3675
Fax: +31 (0)499 39 1887
info@ishida.nl

ISHIDA SWITZERLAND
Tel: +41 (0)41 799 7999
Fax: +41 (0)41 790 3927
info@ishida.ch