




**HEAT AND CONTROL**

®

## Gentle Wash™ Potato Slice Washer



Reduce fresh water usage up to 90%  
and improve processing efficiency.

### 3-stage washing

Gentle Wash thoroughly removes surface starch from potato slices using a 3-stage process that also cleans and reuses wash water and spreads slices for more efficient dewatering and feed into the fryer.

### Save water

Wash water is continuously cleaned by circulating through a hydro-sieve and multiple cyclones. This can reduce fresh water usage as much as 90% over conventional washers.

### Cut water treatment

By using less fresh water and concentrating starch and fines for more efficient removal, Gentle Wash reduces sewer loading and the burden on your starch recovery system, if one is used.

### Less product damage

Only hydraulic agitation is used in the water flumes and Spiral Action Gentle Washer, greatly reducing slice damage that can produce cracked and broken chips.

### Improve efficiency

Slices are spread in a wide, uniform layer before entering the fryer. This improves dewatering, reduces fryer fuel usage, and prevents slice clustering and uneven cooking in the fryer.

### Layout flexibility

Composed of easy-to-install modules, Gentle Wash can be configured to fit existing lines and uses minimal floor space.

**Stage 1** Starch and fines are initially separated as slices are flumed from the slicers.

**Stage 2** Gentle Action Spiral Washer.

**Stage 3** Slices are spread out, rinsed, and dewatered.

# Gentle Wash™ Potato Slice Washer

Model GW

3-stage washing and continuous water cleaning dramatically reduce fresh water usage, sewer loading and fryer cleaning costs.

## Stage 1

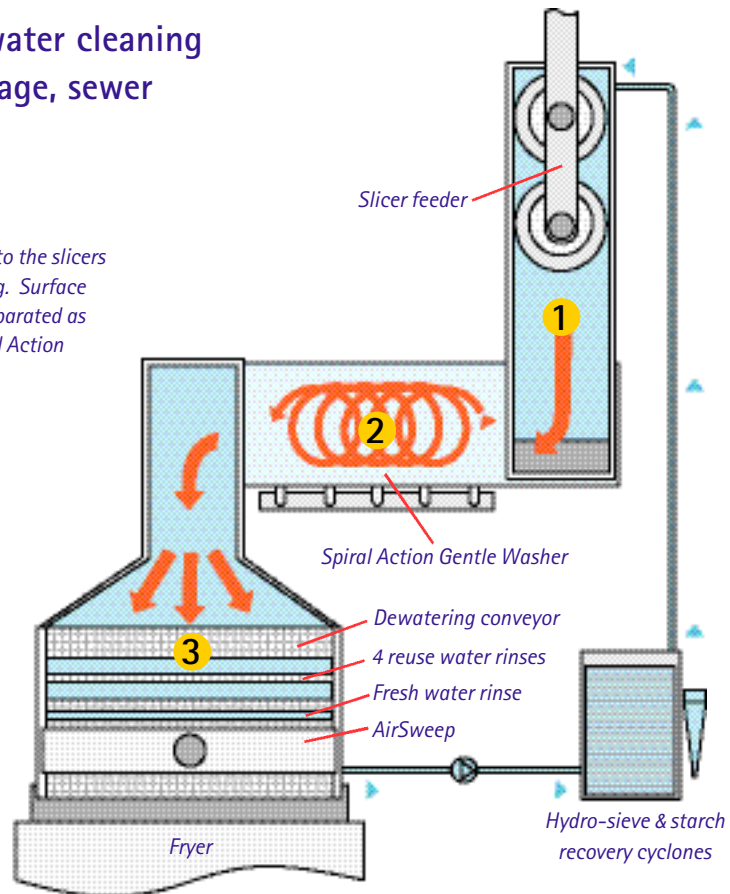
Potatoes are evenly metered into the slicers to minimize scrap during slicing. Surface starch and fines are initially separated as slices are flumed into the Spiral Action Gentle Washer.

## Stage 2

Inside the Spiral Action Gentle Washer, slices are thoroughly washed without using mechanical agitation that can cause product damage.

## Stage 3

After being spread across the dewatering conveyor, slices are given four reuse water rinses and one fresh water rinse. Slices then pass through an AirSweep® vacuum/blow-off system that removes surface water and fines to reduce fryer fuel usage and cleaning costs.



## Water Reuse

To reduce fresh water usage, wash water is continuously cleaned and recirculated.

Constant improvement and engineering innovations mean these specifications may change without notice.

**HEAT AND CONTROL**

®



Headquarters  
21121 Cabot Blvd., Hayward, CA 94545 USA  
Tel 1 800 227 5980 / 1 510 259 0500 Fax 1 510 259 0600  
Campbellville, Canada  
Tel 905 854 5650 Fax 905 854 5653  
Guadalajara, Mexico  
Tel +52 (33) 3689 1146 Fax +52 (33) 3689 2240  
Livingston, Scotland  
Tel +44 (0)1506 420420 Fax +44 (0)1506 403919  
Brisbane, Australia  
Tel +61 (0)7 3877 6333 Fax +61 (0)7 3343 8371  
Singapore  
Tel +65 6273 6362 Fax +65 6273 8161

Over 30 Offices Worldwide

[www.heatandcontrol.com](http://www.heatandcontrol.com) • [info@heatandcontrol.com](mailto:info@heatandcontrol.com) • ©2005 Heat and Control, Inc.